

Scaled data based on original data using  
LM-79-08 Approved Method: Electrical and Photometric Measurements of Solid-  
State Lighting Products

Test Report Prepared for  
Cooper Lighting Solutions  
(formerly Eaton)

Brand: McGRAW-EDISON

Report Number: P226882

Luminaire Tested: **ISW-AF-800-LED-E1-SL3-7060-ULG**

Issue Date: 3/3/2020

**Test Information**

Test Method: LM-79-08  
Report Number: P226882  
TEST IS SCALED FROM IESNA LM-79-08 TEST DATA (P35946)-DOWNLIGHT AND  
Test Lab: INNOVATION CENTER-P3  
Issue Date: 3/3/2020  
Manufacturer: COOPER LIGHTING SOLUTIONS (FORMERLY EATON)  
Product Line: MCGRAW-EDISON  
Catalog Number: ISW-AF-800-LED-E1-SL3-7060-ULG  
Description: IMPACT ELITE LED WEDGE LUMINAIRE WITH UPLIGHT  
LIGHT SQUARE WITH ACCULED OPTICS-TYPE III W/SPILL CONTROL, WITH UPLIGHT  
GLOW  
Light Source: (16) 5700K CCT, 70 CRI LEDs and (1) UPLIGHT LED  
Ballast/Driver: ELECTRONIC DRIVER

**Summary**

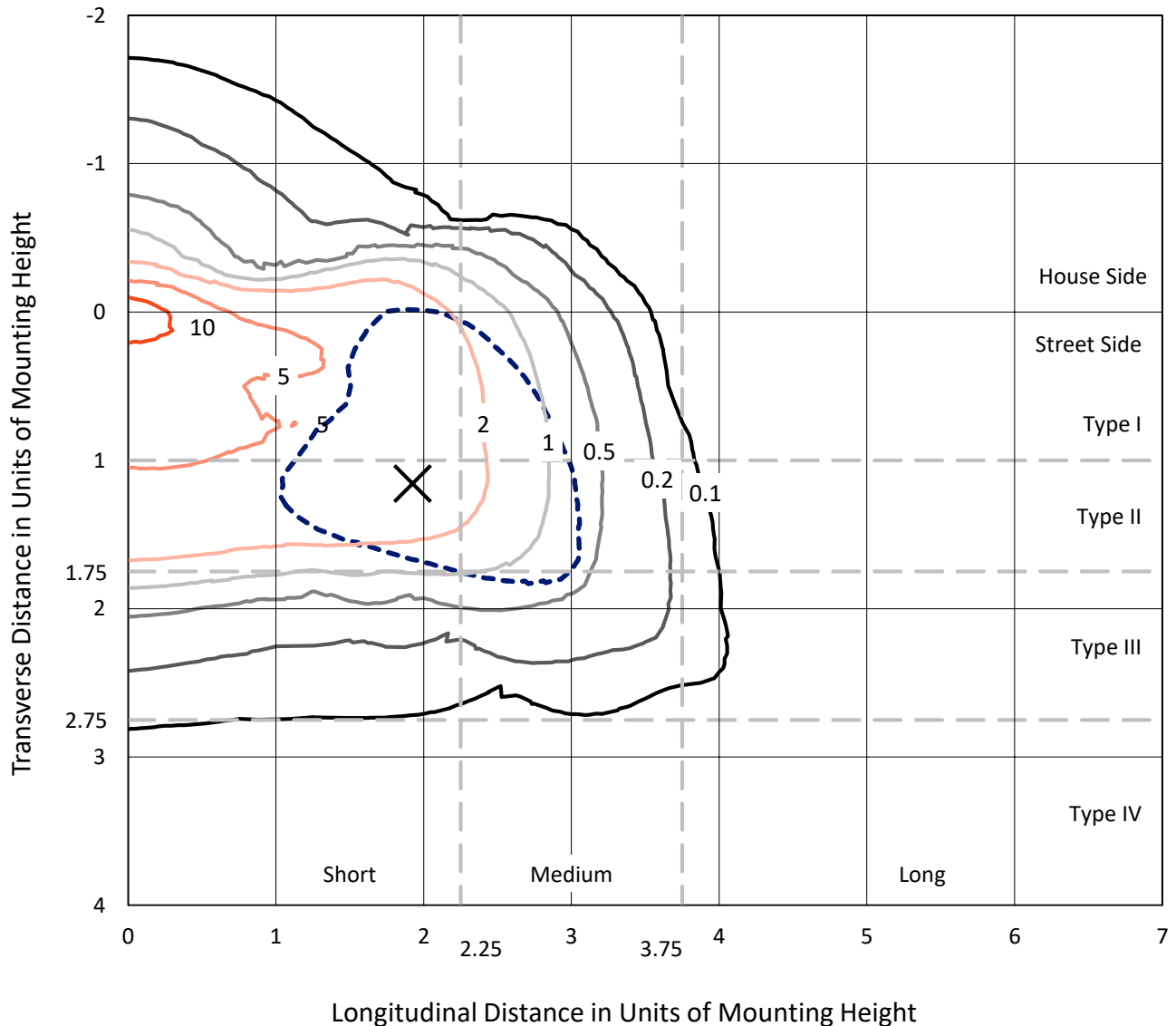
Lumens per Lamp: N/A  
Luminaire Lumens: 6587.7 lumens  
Efficiency: N/A  
Efficacy: 109.4 lumens/watt  
Luminous Opening: Rectangular w/ Sides (W: 0.5' x L: 0.5' x H: 0.54')  
IES Classification: Type II - Short - Non-Cutoff  
BUG Rating: B1 - U5 - G1  
  
Input Watts (W): 60.2  
Input Voltage (V): 120  
Input Current (Ain): NR  
Voltage Rise (V): NR  
Power Factor: NR  
Total Harmonic Distortion (THDi): NR  
Frequency (hertz): 60  
Stabilization Time: NR  
Operation Time: NR  
Ambient Temperature (°C): NR  
Test Distance: 25 FT



REPORT NUMBER: P226882  
 CATALOG NUMBER: ISW-AF-800-LED-E1-SL3-7060-ULG

### Iso-Footcandle Lines of Horizontal Illumination

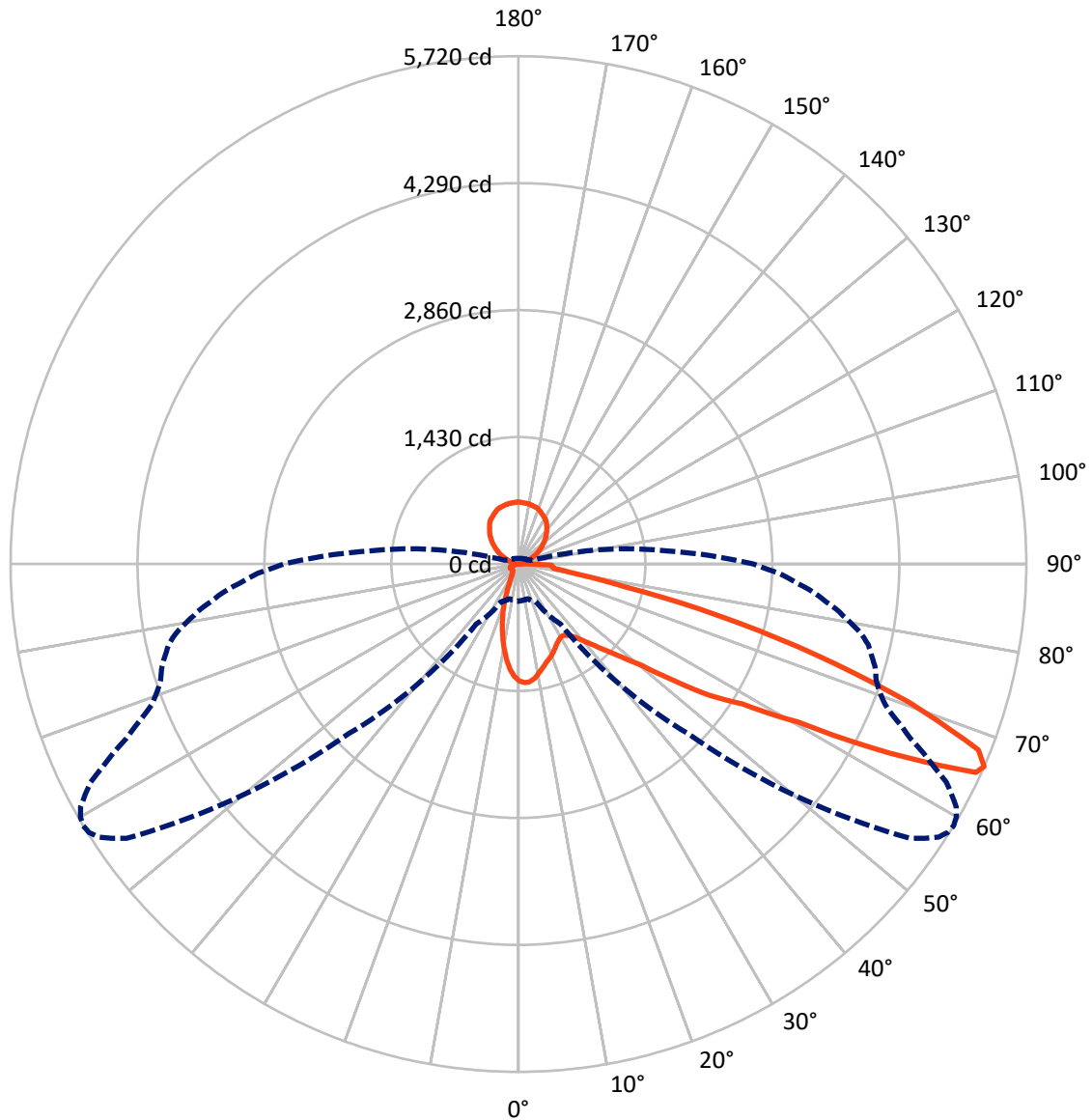
× Max cd  
 - - - 1/2 Max cd



Based on 10 foot mounting height. Maximum calculated value = 13.2 fc  
 Type II - Short - Non-Cutoff

REPORT NUMBER: P226882  
CATALOG NUMBER: ISW-AF-800-LED-E1-SL3-7060-ULG

### Luminous Intensity Polar Plot



— Vertical Plane Through 59-Deg Lateral    - - - Horizontal Cone Through 66-Deg Vertical

REPORT NUMBER: P226882

CATALOG NUMBER: ISW-AF-800-LED-E1-SL3-7060-ULG

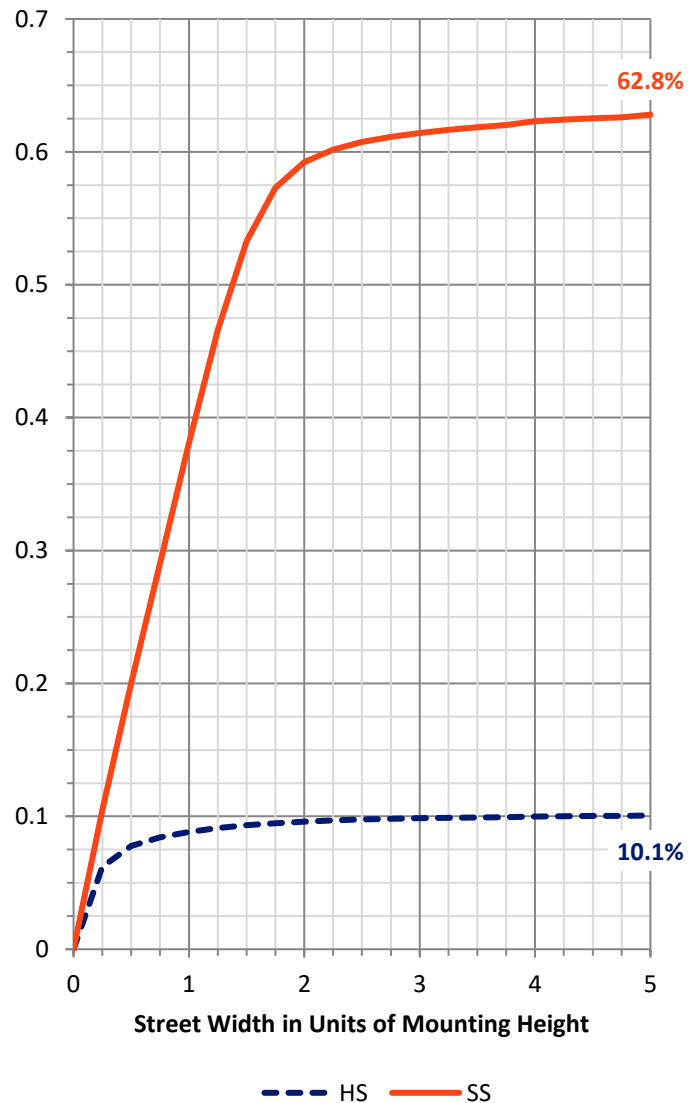
**FLUX DISTRIBUTION:**

		Downward	Upward	Total
<b>House Side</b>	Lumens	673.6	867.9	1541.5
	% Fixture	10.2	13.2	23.4
<b>Street Side</b>	Lumens	4176.8	869.3	5046.2
	% Fixture	63.4	13.2	76.6
<b>Total</b>	Lumens	4850.5	1737.2	6587.7
	% Fixture	73.6	26.4	100.0

**Coefficient of Utilization**

**ZONAL LUMENS:**

Zone	Lumens	% Fixture
0°-10°	112.3	1.7
10°-20°	237.3	3.6
20°-30°	297.7	4.5
30°-40°	407.3	6.2
40°-50°	655.2	9.9
50°-60°	1138.6	17.3
60°-70°	1383.4	21.0
70°-80°	516.1	7.8
80°-90°	102.5	1.6
90°-100°	11.3	0.2
100°-110°	57.4	0.9
110°-120°	166.1	2.5
120°-130°	273.2	4.1
130°-140°	336.8	5.1
140°-150°	344.6	5.2
150°-160°	290.3	4.4
160°-170°	191.2	2.9
170°-180°	66.3	1.0
0°-90°	4850.5	73.6
0°-180°	6587.7	100.0



REPORT NUMBER: P226882

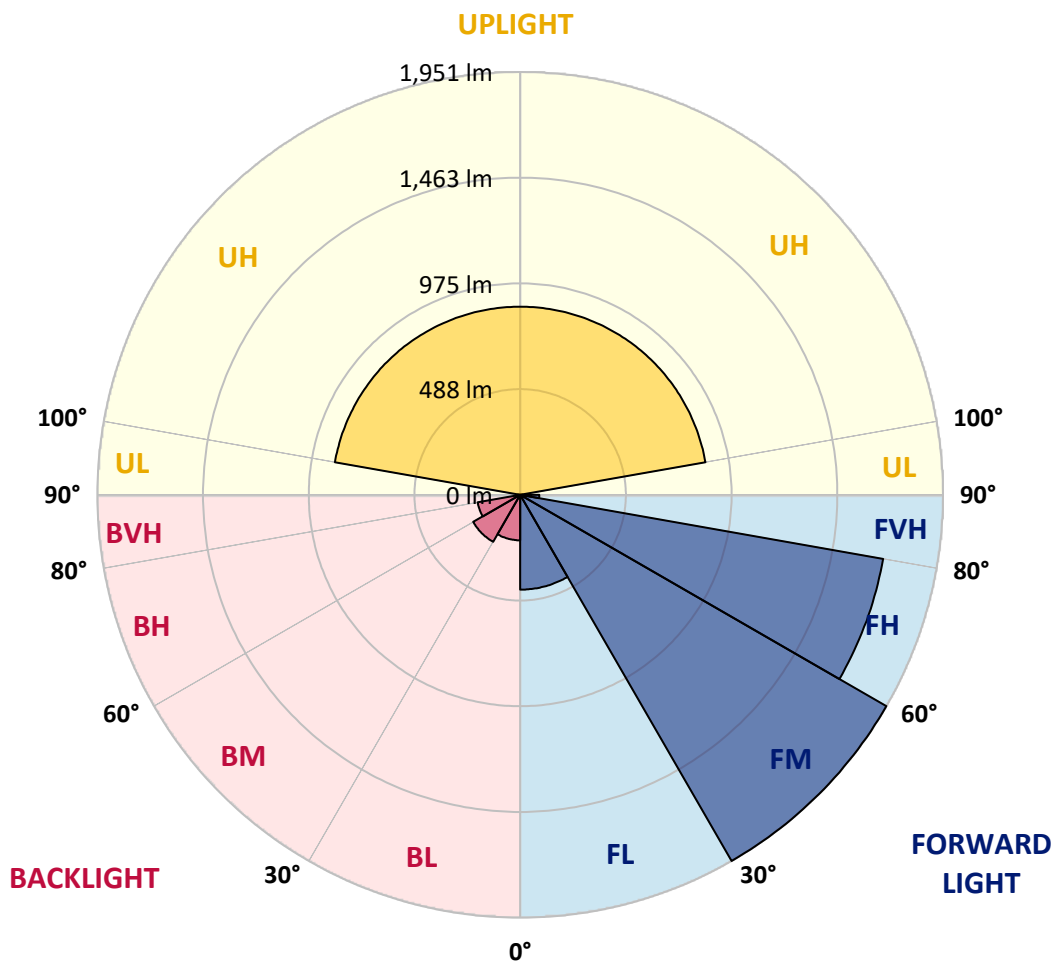
CATALOG NUMBER: ISW-AF-800-LED-E1-SL3-7060-ULG

**LUMINAIRE CLASSIFICATION SYSTEM LUMEN TABLE AND BUG RATING:**

Zone	Lumens	% Fixture	Zone Rating/Lumen Limit		
			B	U	G
FL (0°-30°)	437.5	6.6			
FM (30°-60°)	1950.9	29.6			
FH (60°-80°)	1700.4	25.8			G1/1800
FVH (80°-90°)	88.1	1.3			G1/100
BL (0°-30°)	209.9	3.2	B1/500		
BM (30°-60°)	250.3	3.8	B1/1000		
BH (60°-80°)	199.0	3.0	B1/500		G1/500
BVH (80°-90°)	14.4	0.2			G1/100
UL (90°-100°)	11.3	0.2		U2/50	
UH (100°-180°)	867.9	13.2		U4/1000	

**BUG Rating: B1-U5-G1**

Type II Short





REPORT NUMBER: P226882

CATALOG NUMBER: ISW-AF-800-LED-E1-SL3-7060-ULG

**CANDELA DISTRIBUTION (FULL):**

	0°	5°	15°	25°	35°	45°	55°	56°	57°	58°	59°
0°	1318.0	1318.0	1318.0	1318.0	1318.0	1318.0	1318.0	1318.0	1318.0	1318.0	1318.0
2.5°	1352.2	1347.8	1355.9	1353.0	1355.2	1344.0	1341.8	1339.6	1341.1	1338.8	1338.8
5°	1320.2	1318.0	1327.7	1332.9	1337.4	1335.9	1335.1	1335.1	1335.9	1330.7	1331.4
7.5°	1226.5	1225.0	1238.4	1248.1	1269.7	1282.3	1298.7	1299.4	1300.9	1298.7	1303.1
10°	1126.9	1131.3	1143.2	1158.8	1190.8	1210.2	1241.4	1247.4	1249.6	1250.3	1251.1
12.5°	1031.7	1027.2	1042.1	1071.8	1115.0	1146.2	1185.6	1188.6	1192.3	1197.5	1202.7
15°	946.9	952.1	964.0	995.2	1040.6	1084.5	1135.8	1138.8	1146.2	1150.7	1158.1
17.5°	888.8	888.8	902.2	931.2	973.6	1029.4	1094.1	1099.3	1105.3	1111.2	1119.4
20°	859.8	859.8	865.0	882.1	919.3	972.9	1051.0	1056.9	1067.4	1074.0	1085.2
22.5°	857.6	856.9	856.1	859.8	882.1	923.8	1004.9	1013.1	1022.0	1032.4	1042.1
25°	881.4	883.6	874.7	868.8	871.0	890.3	961.0	965.5	982.6	989.3	1001.2
27.5°	915.6	919.3	911.9	903.0	889.6	876.9	923.8	931.2	942.4	953.6	968.4
30°	964.7	964.0	963.2	957.3	931.2	891.8	912.6	917.8	927.5	936.4	949.1
32.5°	1017.5	1023.5	1027.9	1025.0	998.2	931.2	928.3	932.7	941.7	946.9	955.0
35°	1085.9	1088.9	1106.0	1106.0	1079.3	1001.9	972.1	975.9	980.3	982.6	988.5
37.5°	1161.1	1171.5	1196.8	1211.7	1170.0	1089.7	1041.3	1041.3	1043.6	1045.0	1048.8
40°	1248.1	1263.0	1297.9	1326.2	1299.4	1199.0	1132.1	1138.8	1136.5	1133.6	1141.7
42.5°	1349.3	1365.6	1408.0	1434.8	1419.2	1330.7	1254.0	1249.6	1256.3	1247.4	1250.3
45°	1466.8	1479.4	1522.6	1550.8	1563.5	1492.1	1414.0	1405.0	1405.0	1385.7	1393.9
47.5°	1572.4	1576.1	1617.8	1667.6	1708.5	1710.0	1599.9	1594.0	1579.8	1567.2	1564.2
50°	1670.6	1681.7	1708.5	1762.8	1848.3	1922.7	1855.8	1837.2	1821.6	1774.7	1788.8
52.5°	1840.9	1862.5	1879.6	1912.3	2013.5	2164.5	2247.0	2218.0	2214.3	2171.9	2162.2
55°	1872.9	1875.1	1931.6	2120.6	2358.6	2467.2	2625.6	2624.9	2636.8	2623.4	2610.7
57.5°	1722.6	1704.8	1799.3	2048.4	2526.7	3084.5	3036.2	3041.4	3025.8	2984.9	2972.2
60°	1341.8	1356.7	1458.6	1776.2	2405.5	3483.2	3802.3	3707.8	3775.5	3669.2	3611.9
62.5°	755.0	737.8	807.0	1141.0	1973.3	3504.0	4845.9	4856.3	4889.0	4829.5	4689.7
65°	487.2	479.8	473.1	577.2	1182.6	3065.2	5423.0	5551.0	5627.6	5658.8	5661.1
66°	418.8	412.8	404.6	472.3	824.1	2700.7	5385.9	5522.7	5644.7	5702.7	5719.8
67.5°	356.3	347.4	345.9	391.2	573.5	2095.3	5031.1	5246.0	5353.9	5504.1	5585.9
70°	272.2	267.8	281.2	337.7	440.3	986.3	4009.1	4289.5	4475.4	4593.0	4668.8
72.5°	228.3	226.9	245.5	308.7	417.3	559.3	2806.4	3107.6	3301.7	3414.0	3518.2
75°	178.5	180.0	204.5	294.5	415.0	487.2	1630.4	1917.5	2030.6	2207.6	2343.0
77.5°	133.9	132.4	151.7	238.0	404.6	493.9	847.2	966.2	1090.4	1180.4	1213.1
80°	93.7	95.2	108.6	163.6	315.4	508.0	528.1	555.6	581.7	610.7	616.6
82.5°	62.5	63.2	80.3	112.3	218.7	485.0	493.1	480.5	460.4	435.1	407.6
85°	37.9	39.4	57.3	75.9	169.6	438.8	510.2	476.8	446.3	412.8	379.3
87.5°	19.3	21.6	34.2	44.6	100.4	216.4	531.1	506.5	464.9	413.6	376.4
90°	10.2	10.2	14.4	19.2	28.1	50.9	140.9	127.7	67.6	122.1	64.3
92.5°	4.0	4.0	5.0	6.0	6.0	6.0	7.0	7.0	7.0	7.0	7.0
95°	5.0	5.0	6.0	7.0	7.0	7.0	7.0	7.1	7.2	7.3	7.4
97.5°	7.0	7.0	8.0	8.0	9.0	9.0	12.0	11.8	11.6	11.4	11.2
100°	8.0	8.0	9.0	10.0	12.0	21.0	29.0	28.7	28.4	28.1	27.8
102.5°	11.0	11.0	13.0	18.0	27.0	40.0	50.0	49.7	49.4	49.1	48.8
105°	21.0	22.0	27.0	36.0	48.0	63.0	72.0	71.8	71.6	71.4	71.2
107.5°	41.0	42.0	49.0	58.0	73.0	88.0	95.0	94.9	94.8	94.7	94.6



REPORT NUMBER: P226882

CATALOG NUMBER: ISW-AF-800-LED-E1-SL3-7060-ULG

**CANDELA DISTRIBUTION (continued):**

	0°	5°	15°	25°	35°	45°	55°	56°	57°	58°	59°
110°	66.0	68.0	74.0	87.0	102.0	114.0	120.0	120.1	120.2	120.3	120.4
112.5°	99.0	99.0	106.0	121.0	134.0	143.0	148.0	148.2	148.4	148.6	148.8
115°	140.0	139.0	147.0	159.0	168.0	174.0	179.0	179.3	179.6	179.9	180.2
117.5°	184.0	184.0	189.0	197.0	202.0	205.0	211.0	211.4	211.8	212.2	212.6
120°	225.0	223.0	226.0	233.0	237.0	243.0	246.0	246.4	246.8	247.2	247.6
122.5°	263.0	260.0	261.0	267.0	271.0	277.0	279.0	279.4	279.8	280.2	280.6
125°	298.0	294.0	296.0	299.0	305.0	310.0	313.0	313.2	313.4	313.6	313.8
127.5°	330.0	329.0	329.0	333.0	339.0	340.0	345.0	345.1	345.2	345.3	345.4
130°	363.0	361.0	362.0	366.0	370.0	372.0	377.0	377.4	377.8	378.2	378.6
132.5°	396.0	394.0	393.0	401.0	404.0	405.0	411.0	411.5	412.0	412.5	413.0
135°	429.0	426.0	426.0	432.0	435.0	437.0	443.0	443.5	444.0	444.5	445.0
137.5°	460.0	457.0	459.0	460.0	464.0	468.0	473.0	473.2	473.4	473.6	473.8
140°	488.0	485.0	487.0	489.0	491.0	497.0	500.0	500.2	500.4	500.6	500.8
142.5°	518.0	515.0	517.0	518.0	521.0	525.0	527.0	527.6	528.2	528.8	529.4
145°	550.0	546.0	544.0	547.0	550.0	551.0	556.0	556.6	557.2	557.8	558.4
147.5°	575.0	572.0	571.0	574.0	574.0	575.0	580.0	580.5	581.0	581.5	582.0
150°	595.0	592.0	593.0	593.0	593.0	593.0	597.0	597.3	597.6	597.9	598.2
152.5°	611.0	608.0	608.0	609.0	610.0	610.0	611.0	611.3	611.6	611.9	612.2
155°	629.0	625.0	625.0	627.0	630.0	628.0	626.0	626.5	627.0	627.5	628.0
157.5°	646.0	643.0	643.0	644.0	646.0	645.0	644.0	644.4	644.8	645.2	645.6
160°	663.0	660.0	659.0	656.0	655.0	655.0	658.0	658.6	659.2	659.8	660.4
162.5°	673.0	669.0	669.0	665.0	661.0	663.0	667.0	667.4	667.8	668.2	668.6
165°	681.0	678.0	676.0	676.0	673.0	673.0	672.0	672.5	673.0	673.5	674.0
167.5°	690.0	687.0	684.0	686.0	688.0	685.0	678.0	678.6	679.2	679.8	680.4
170°	698.0	695.0	692.0	692.0	693.0	691.0	686.0	686.3	686.6	686.9	687.2
172.5°	699.0	697.0	695.0	693.0	690.0	690.0	689.0	689.3	689.6	689.9	690.2
175°	700.0	698.0	697.0	695.0	691.0	690.0	690.0	690.5	691.0	691.5	692.0
177.5°	707.0	705.0	700.0	699.0	697.0	695.0	694.0	694.5	695.0	695.5	696.0
180°	700.0	700.0	700.0	700.0	700.0	700.0	700.0	700.0	700.0	700.0	700.0





REPORT NUMBER: P226882

CATALOG NUMBER: ISW-AF-800-LED-E1-SL3-7060-ULG

**CANDELA DISTRIBUTION (continued):**

	60°	61°	62°	63°	64°	65°	66°	67°	68°	69°	70°
0°	1318.0	1318.0	1318.0	1318.0	1318.0	1318.0	1318.0	1318.0	1318.0	1318.0	1318.0
2.5°	1338.1	1339.6	1338.1	1335.9	1338.1	1335.9	1335.1	1334.4	1335.1	1333.6	1332.9
5°	1331.4	1332.9	1332.9	1328.4	1327.7	1330.7	1326.2	1327.7	1326.2	1324.7	1321.7
7.5°	1299.4	1300.2	1300.9	1297.9	1300.2	1300.2	1298.7	1298.7	1297.2	1297.9	1295.0
10°	1254.8	1257.8	1260.7	1259.3	1258.5	1265.2	1262.2	1264.5	1264.5	1262.2	1263.0
12.5°	1206.4	1211.7	1215.4	1215.4	1218.3	1225.8	1225.0	1226.5	1232.5	1232.5	1230.2
15°	1161.8	1167.0	1173.0	1177.4	1183.4	1188.6	1192.3	1198.3	1201.2	1201.2	1205.0
17.5°	1126.9	1134.3	1141.0	1143.2	1151.4	1160.3	1162.6	1170.0	1174.5	1176.7	1181.2
20°	1092.6	1100.8	1109.0	1116.4	1123.9	1134.3	1139.5	1144.0	1151.4	1155.9	1162.6
22.5°	1052.5	1065.1	1075.5	1084.5	1097.1	1106.0	1116.4	1123.9	1132.8	1139.5	1144.7
25°	1014.5	1031.7	1045.8	1054.7	1071.8	1084.5	1097.1	1108.3	1119.4	1129.1	1136.5
27.5°	979.6	998.9	1016.0	1030.2	1048.8	1068.8	1081.5	1100.1	1115.0	1128.3	1137.3
30°	962.5	978.8	996.7	1013.1	1031.7	1056.9	1077.8	1101.6	1120.2	1137.3	1150.7
32.5°	966.2	981.1	996.7	1010.8	1030.2	1058.4	1080.0	1107.5	1135.0	1157.4	1174.5
35°	995.9	1009.3	1019.8	1032.4	1049.5	1071.1	1094.1	1123.1	1157.4	1187.1	1209.4
37.5°	1058.4	1062.1	1072.6	1082.2	1091.2	1111.2	1132.8	1157.4	1196.8	1228.0	1259.3
40°	1135.8	1145.5	1155.1	1159.6	1170.0	1182.6	1192.3	1218.3	1253.3	1294.2	1328.4
42.5°	1251.1	1254.8	1256.3	1257.8	1261.5	1270.4	1284.5	1308.3	1342.6	1379.0	1416.9
45°	1380.5	1385.0	1389.4	1391.7	1386.4	1391.7	1406.5	1417.7	1451.2	1485.4	1533.7
47.5°	1559.7	1546.4	1539.7	1548.6	1544.1	1555.3	1562.0	1568.7	1608.8	1649.7	1690.7
50°	1789.6	1781.4	1771.0	1771.7	1779.9	1772.5	1776.9	1801.5	1814.9	1849.1	1903.4
52.5°	2157.0	2131.7	2092.3	2075.2	2084.9	2078.9	2081.2	2086.4	2077.4	2109.4	2155.5
55°	2610.7	2578.0	2552.0	2537.1	2482.1	2477.6	2441.2	2427.8	2398.8	2429.3	2418.8
57.5°	2934.3	2913.5	2900.1	2855.4	2830.2	2779.6	2764.7	2746.9	2706.7	2726.8	2744.6
60°	3559.1	3484.7	3459.4	3381.3	3355.3	3306.9	3245.2	3214.7	3193.9	3213.2	3201.3
62.5°	4601.9	4498.5	4478.4	4293.2	4247.8	4136.3	4020.2	4004.6	3939.2	3898.3	3888.6
65°	5620.2	5472.1	5361.3	5159.0	5022.1	4863.0	4685.9	4556.5	4423.4	4356.4	4267.9
66°	5696.0	5637.3	5525.7	5407.4	5208.1	5034.0	4833.2	4693.4	4543.9	4426.4	4350.5
67.5°	5566.6	5535.4	5495.9	5415.6	5290.7	5128.5	4938.1	4759.6	4579.6	4441.2	4320.0
70°	4705.3	4739.5	4784.1	4763.3	4691.9	4628.7	4460.6	4360.9	4225.5	4044.0	3969.7
72.5°	3551.6	3643.1	3611.9	3494.4	3439.3	3395.4	3334.5	3267.5	3073.4	3051.1	2963.3
75°	2285.0	2254.5	2274.5	2131.7	2034.3	1994.1	1849.1	1789.6	1643.8	1549.3	1477.2
77.5°	1204.2	1144.7	1098.6	972.9	882.9	830.1	759.4	676.1	548.2	540.7	424.0
80°	558.6	513.2	471.6	427.7	383.8	325.8	282.6	230.6	203.8	174.8	162.9
82.5°	379.3	350.3	325.0	296.0	262.6	222.4	191.9	162.9	139.1	125.0	113.8
85°	343.6	312.4	284.1	247.7	212.7	179.3	146.5	121.2	98.9	86.3	78.8
87.5°	334.0	295.3	265.5	226.1	191.9	157.7	126.4	98.2	76.6	62.5	53.6
90°	50.4	53.6	41.1	39.8	22.2	26.1	21.6	16.4	17.2	15.0	15.7
92.5°	7.0	7.0	7.0	7.0	7.0	7.0	6.9	6.8	6.7	6.6	6.5
95°	7.5	7.6	7.7	7.8	7.9	8.0	7.9	7.8	7.7	7.6	7.5
97.5°	11.0	10.8	10.6	10.4	10.2	10.0	9.9	9.8	9.7	9.6	9.5
100°	27.5	27.2	26.9	26.6	26.3	26.0	25.7	25.4	25.1	24.8	24.5
102.5°	48.5	48.2	47.9	47.6	47.3	47.0	46.5	46.0	45.5	45.0	44.5
105°	71.0	70.8	70.6	70.4	70.2	70.0	69.5	69.0	68.5	68.0	67.5
107.5°	94.5	94.4	94.3	94.2	94.1	94.0	93.6	93.2	92.8	92.4	92.0



REPORT NUMBER: P226882

CATALOG NUMBER: ISW-AF-800-LED-E1-SL3-7060-ULG

**CANDELA DISTRIBUTION (continued):**

	60°	61°	62°	63°	64°	65°	66°	67°	68°	69°	70°
110°	120.5	120.6	120.7	120.8	120.9	121.0	120.8	120.6	120.4	120.2	120.0
112.5°	149.0	149.2	149.4	149.6	149.8	150.0	149.9	149.8	149.7	149.6	149.5
115°	180.5	180.8	181.1	181.4	181.7	182.0	181.7	181.4	181.1	180.8	180.5
117.5°	213.0	213.4	213.8	214.2	214.6	215.0	214.5	214.0	213.5	213.0	212.5
120°	248.0	248.4	248.8	249.2	249.6	250.0	249.5	249.0	248.5	248.0	247.5
122.5°	281.0	281.4	281.8	282.2	282.6	283.0	282.5	282.0	281.5	281.0	280.5
125°	314.0	314.2	314.4	314.6	314.8	315.0	314.5	314.0	313.5	313.0	312.5
127.5°	345.5	345.6	345.7	345.8	345.9	346.0	346.0	346.0	346.0	346.0	346.0
130°	379.0	379.4	379.8	380.2	380.6	381.0	381.0	381.0	381.0	381.0	381.0
132.5°	413.5	414.0	414.5	415.0	415.5	416.0	415.8	415.6	415.4	415.2	415.0
135°	445.5	446.0	446.5	447.0	447.5	448.0	447.9	447.8	447.7	447.6	447.5
137.5°	474.0	474.2	474.4	474.6	474.8	475.0	475.1	475.2	475.3	475.4	475.5
140°	501.0	501.2	501.4	501.6	501.8	502.0	502.2	502.4	502.6	502.8	503.0
142.5°	530.0	530.6	531.2	531.8	532.4	533.0	533.0	533.0	533.0	533.0	533.0
145°	559.0	559.6	560.2	560.8	561.4	562.0	561.9	561.8	561.7	561.6	561.5
147.5°	582.5	583.0	583.5	584.0	584.5	585.0	585.1	585.2	585.3	585.4	585.5
150°	598.5	598.8	599.1	599.4	599.7	600.0	600.3	600.6	600.9	601.2	601.5
152.5°	612.5	612.8	613.1	613.4	613.7	614.0	614.4	614.8	615.2	615.6	616.0
155°	628.5	629.0	629.5	630.0	630.5	631.0	631.5	632.0	632.5	633.0	633.5
157.5°	646.0	646.4	646.8	647.2	647.6	648.0	648.2	648.4	648.6	648.8	649.0
160°	661.0	661.6	662.2	662.8	663.4	664.0	663.7	663.4	663.1	662.8	662.5
162.5°	669.0	669.4	669.8	670.2	670.6	671.0	670.9	670.8	670.7	670.6	670.5
165°	674.5	675.0	675.5	676.0	676.5	677.0	677.3	677.6	677.9	678.2	678.5
167.5°	681.0	681.6	682.2	682.8	683.4	684.0	684.4	684.8	685.2	685.6	686.0
170°	687.5	687.8	688.1	688.4	688.7	689.0	689.5	690.0	690.5	691.0	691.5
172.5°	690.5	690.8	691.1	691.4	691.7	692.0	692.2	692.4	692.6	692.8	693.0
175°	692.5	693.0	693.5	694.0	694.5	695.0	695.1	695.2	695.3	695.4	695.5
177.5°	696.5	697.0	697.5	698.0	698.5	699.0	699.2	699.4	699.6	699.8	700.0
180°	700.0	700.0	700.0	700.0	700.0	700.0	700.0	700.0	700.0	700.0	700.0



REPORT NUMBER: P226882

CATALOG NUMBER: ISW-AF-800-LED-E1-SL3-7060-ULG

**CANDELA DISTRIBUTION (continued):**

	71°	72°	73°	74°	75°	76°	77°	78°	79°	80°	81°
0°	1318.0	1318.0	1318.0	1318.0	1318.0	1318.0	1318.0	1318.0	1318.0	1318.0	1318.0
2.5°	1331.4	1329.2	1331.4	1330.7	1327.7	1328.4	1329.2	1326.2	1324.7	1324.7	1324.0
5°	1319.5	1318.0	1319.5	1318.8	1314.3	1313.6	1313.6	1311.3	1308.3	1306.1	1304.6
7.5°	1291.2	1292.7	1292.0	1289.7	1287.5	1287.5	1285.3	1280.1	1277.1	1274.1	1271.2
10°	1259.3	1259.3	1260.0	1259.3	1255.5	1254.0	1251.1	1248.1	1248.8	1241.4	1235.5
12.5°	1231.0	1231.0	1230.2	1228.8	1226.5	1225.8	1225.8	1216.9	1214.6	1212.4	1205.7
15°	1204.2	1205.7	1205.7	1205.7	1202.0	1202.0	1198.3	1192.3	1192.3	1185.6	1178.9
17.5°	1183.4	1185.6	1184.9	1185.6	1186.4	1181.9	1175.2	1171.5	1167.0	1163.3	1154.4
20°	1165.5	1167.0	1167.8	1167.8	1165.5	1162.6	1156.6	1150.7	1147.7	1140.2	1129.1
22.5°	1149.2	1152.1	1152.9	1152.9	1149.9	1147.7	1141.7	1132.8	1126.9	1117.9	1107.5
25°	1142.5	1146.2	1144.0	1145.5	1142.5	1137.3	1129.1	1121.7	1112.7	1101.6	1090.4
27.5°	1144.7	1149.9	1148.4	1147.7	1144.0	1140.2	1129.8	1120.9	1110.5	1097.1	1083.0
30°	1158.1	1167.0	1163.3	1160.3	1159.6	1150.7	1141.0	1128.3	1116.4	1100.8	1084.5
32.5°	1183.4	1187.8	1188.6	1186.4	1182.6	1175.2	1161.8	1145.5	1132.1	1113.5	1094.1
35°	1225.0	1229.5	1228.0	1228.0	1224.3	1212.4	1196.0	1179.7	1161.1	1140.2	1120.2
37.5°	1283.1	1291.2	1289.7	1286.8	1282.3	1268.2	1255.5	1235.5	1214.6	1187.1	1164.0
40°	1355.9	1368.6	1379.7	1377.5	1367.1	1354.5	1342.6	1319.5	1298.7	1268.2	1242.9
42.5°	1454.1	1471.2	1485.4	1495.8	1491.3	1475.0	1454.1	1444.5	1414.7	1383.5	1357.4
45°	1579.8	1615.5	1628.2	1640.8	1640.8	1630.4	1625.9	1606.6	1575.4	1533.7	1509.2
47.5°	1745.7	1793.3	1807.4	1829.0	1841.6	1830.5	1822.3	1789.6	1768.8	1711.5	1705.5
50°	1947.3	1994.9	2033.6	2058.8	2055.1	2064.8	2045.5	2026.9	1997.8	1951.0	1934.6
52.5°	2204.6	2242.6	2277.5	2292.4	2308.0	2305.8	2301.3	2288.7	2252.2	2226.9	2185.3
55°	2468.7	2499.9	2542.3	2566.9	2586.9	2583.2	2566.1	2535.6	2542.3	2489.5	2466.4
57.5°	2769.2	2803.4	2849.5	2872.6	2881.5	2926.9	2915.7	2912.0	2899.3	2880.7	2856.9
60°	3286.1	3295.8	3333.7	3391.7	3463.1	3449.0	3466.9	3478.8	3487.7	3446.0	3443.1
62.5°	3902.0	3913.9	3946.6	3958.5	3968.9	3970.4	3946.6	3946.6	3905.7	3852.1	3810.5
65°	4238.2	4213.6	4191.3	4178.7	4151.1	4126.6	4090.9	4042.6	3973.4	3890.8	3816.4
66°	4286.5	4236.7	4207.7	4175.7	4131.8	4086.4	4044.0	3977.8	3896.8	3798.6	3700.4
67.5°	4239.7	4171.2	4103.5	4056.7	3995.7	3913.9	3839.5	3762.1	3685.5	3550.9	3459.4
70°	3812.0	3730.2	3655.8	3553.1	3456.4	3376.1	3248.2	3113.5	3002.7	2861.4	2771.4
72.5°	2830.9	2734.2	2637.5	2493.2	2352.6	2331.8	2171.2	2012.7	1927.9	1814.1	1722.6
75°	1398.3	1276.4	1103.1	1025.7	913.4	858.3	827.8	713.3	685.8	573.5	572.0
77.5°	395.0	339.2	301.2	262.6	246.2	234.3	193.4	185.2	168.1	165.1	155.5
80°	149.5	141.3	137.6	133.9	130.2	127.9	126.4	120.5	117.5	113.1	110.8
82.5°	107.9	104.9	98.2	96.0	93.0	88.5	87.8	84.0	81.8	77.4	75.9
85°	72.9	69.2	65.5	61.7	60.2	59.5	57.3	55.8	54.3	52.1	51.3
87.5°	49.1	45.4	40.9	39.4	38.7	39.4	40.2	38.7	37.9	36.4	35.7
90°	15.0	17.2	16.4	16.4	17.9	16.2	16.0	16.6	15.6	15.4	14.5
92.5°	6.4	6.3	6.2	6.1	6.0	6.0	6.0	6.0	6.0	6.0	6.0
95°	7.4	7.3	7.2	7.1	7.0	7.0	7.0	7.0	7.0	7.0	7.0
97.5°	9.4	9.3	9.2	9.1	9.0	8.9	8.8	8.7	8.6	8.5	8.4
100°	24.2	23.9	23.6	23.3	23.0	22.6	22.2	21.8	21.4	21.0	20.6
102.5°	44.0	43.5	43.0	42.5	42.0	41.7	41.4	41.1	40.8	40.5	40.2
105°	67.0	66.5	66.0	65.5	65.0	64.6	64.2	63.8	63.4	63.0	62.6
107.5°	91.6	91.2	90.8	90.4	90.0	89.7	89.4	89.1	88.8	88.5	88.2



REPORT NUMBER: P226882  
 CATALOG NUMBER: ISW-AF-800-LED-E1-SL3-7060-ULG

REPORT N  
 CATALOG

**CANDELA DISTRIBUTION (continued):**

**CANDELA**

	71°	72°	73°	74°	75°	76°	77°	78°	79°	80°	81°	
110°	119.8	119.6	119.4	119.2	119.0	118.7	118.4	118.1	117.8	117.5	117.2	0°
112.5°	149.4	149.3	149.2	149.1	149.0	148.8	148.6	148.4	148.2	148.0	147.8	2.5°
115°	180.2	179.9	179.6	179.3	179.0	178.8	178.6	178.4	178.2	178.0	177.8	5°
117.5°	212.0	211.5	211.0	210.5	210.0	209.8	209.6	209.4	209.2	209.0	208.8	7.5°
120°	247.0	246.5	246.0	245.5	245.0	244.8	244.6	244.4	244.2	244.0	243.8	10°
122.5°	280.0	279.5	279.0	278.5	278.0	277.8	277.6	277.4	277.2	277.0	276.8	12.5°
125°	312.0	311.5	311.0	310.5	310.0	310.0	310.0	310.0	310.0	310.0	310.0	15°
127.5°	346.0	346.0	346.0	346.0	346.0	345.9	345.8	345.7	345.6	345.5	345.4	17.5°
130°	381.0	381.0	381.0	381.0	381.0	380.8	380.6	380.4	380.2	380.0	379.8	20°
132.5°	414.8	414.6	414.4	414.2	414.0	414.0	414.0	414.0	414.0	414.0	414.0	22.5°
135°	447.4	447.3	447.2	447.1	447.0	447.3	447.6	447.9	448.2	448.5	448.8	25°
137.5°	475.6	475.7	475.8	475.9	476.0	476.5	477.0	477.5	478.0	478.5	479.0	27.5°
140°	503.2	503.4	503.6	503.8	504.0	504.5	505.0	505.5	506.0	506.5	507.0	30°
142.5°	533.0	533.0	533.0	533.0	533.0	533.1	533.2	533.3	533.4	533.5	533.6	32.5°
145°	561.4	561.3	561.2	561.1	561.0	560.7	560.4	560.1	559.8	559.5	559.2	35°
147.5°	585.6	585.7	585.8	585.9	586.0	585.7	585.4	585.1	584.8	584.5	584.2	37.5°
150°	601.8	602.1	602.4	602.7	603.0	603.3	603.6	603.9	604.2	604.5	604.8	40°
152.5°	616.4	616.8	617.2	617.6	618.0	618.5	619.0	619.5	620.0	620.5	621.0	42.5°
155°	634.0	634.5	635.0	635.5	636.0	636.2	636.4	636.6	636.8	637.0	637.2	45°
157.5°	649.2	649.4	649.6	649.8	650.0	650.0	650.0	650.0	650.0	650.0	650.0	47.5°
160°	662.2	661.9	661.6	661.3	661.0	660.9	660.8	660.7	660.6	660.5	660.4	50°
162.5°	670.4	670.3	670.2	670.1	670.0	669.8	669.6	669.4	669.2	669.0	668.8	52.5°
165°	678.8	679.1	679.4	679.7	680.0	679.8	679.6	679.4	679.2	679.0	678.8	55°
167.5°	686.4	686.8	687.2	687.6	688.0	688.0	688.0	688.0	688.0	688.0	688.0	57.5°
170°	692.0	692.5	693.0	693.5	694.0	694.2	694.4	694.6	694.8	695.0	695.2	60°
172.5°	693.2	693.4	693.6	693.8	694.0	694.2	694.4	694.6	694.8	695.0	695.2	62.5°
175°	695.6	695.7	695.8	695.9	696.0	695.8	695.6	695.4	695.2	695.0	694.8	65°
177.5°	700.2	700.4	700.6	700.8	701.0	700.7	700.4	700.1	699.8	699.5	699.2	66°
180°	700.0	700.0	700.0	700.0	700.0	700.0	700.0	700.0	700.0	700.0	700.0	67.5°
												70°
												72.5°
												75°
												77.5°
												80°
												82.5°
												85°
												87.5°
												90°
												92.5°
												95°
												97.5°
												100°
												102.5°
												105°
												107.5°

NUMBER: P226882  
 NUMBER: ISW-AF-800-LED-E1-SL3-7060-ULG

REPORT NUMBER: P  
 CATALOG NUMBER:

**DISTRIBUTION (continued):**

**CANDELA DISTRIBUTION**

82°	83°	84°	85°	86°	87°	88°	89°	90°	95°	105°	82°	
1318.0	1318.0	1318.0	1318.0	1318.0	1318.0	1318.0	1318.0	1318.0	1318.0	1318.0	110°	116.9
1322.5	1320.2	1321.0	1318.0	1317.3	1318.8	1319.5	1319.5	1317.3	1303.9	1288.3	112.5°	147.6
1303.1	1298.7	1297.9	1295.7	1292.0	1296.4	1294.2	1290.5	1286.0	1270.4	1239.9	115°	177.6
1267.4	1264.5	1260.7	1257.8	1255.5	1254.0	1253.3	1249.6	1241.4	1212.4	1161.1	117.5°	208.6
1233.2	1229.5	1225.0	1218.3	1215.4	1210.9	1210.9	1202.0	1196.0	1159.6	1083.7	120°	243.6
1199.7	1193.1	1190.8	1186.4	1178.2	1174.5	1169.3	1160.3	1151.4	1107.5	1007.8	122.5°	276.6
1174.5	1167.8	1158.1	1155.1	1146.2	1138.0	1131.3	1119.4	1109.8	1051.7	928.3	125°	310.0
1146.9	1141.7	1131.3	1124.6	1115.0	1105.3	1094.1	1079.3	1072.6	998.9	852.4	127.5°	345.3
1124.6	1112.7	1100.8	1094.9	1083.0	1071.8	1060.7	1042.8	1029.4	946.9	772.1	130°	379.6
1098.6	1088.2	1075.5	1065.1	1048.8	1036.1	1023.5	1004.9	988.5	894.0	691.0	132.5°	414.0
1080.7	1065.9	1052.5	1040.6	1022.0	1007.1	989.3	969.2	952.8	843.5	601.7	135°	449.1
1070.3	1055.5	1038.3	1023.5	1001.9	984.8	965.5	943.1	922.3	802.6	517.7	137.5°	479.5
1067.4	1049.5	1031.7	1013.1	990.7	969.2	946.1	923.8	897.0	763.1	426.2	140°	507.5
1076.3	1054.7	1034.6	1012.3	986.3	961.7	938.7	909.7	882.9	728.9	336.2	142.5°	533.7
1100.8	1074.8	1051.7	1027.2	997.4	970.7	943.1	910.4	880.7	705.1	257.4	145°	558.9
1139.5	1115.0	1088.2	1063.6	1029.4	999.7	969.2	934.2	898.5	695.5	194.1	147.5°	583.9
1217.6	1184.9	1157.4	1131.3	1091.9	1061.4	1026.4	984.0	943.9	704.4	162.1	150°	605.1
1326.9	1286.0	1260.7	1237.7	1188.6	1155.1	1115.0	1066.6	1021.2	729.7	142.8	152.5°	621.5
1477.9	1446.7	1401.3	1365.6	1315.8	1278.6	1234.0	1175.9	1125.4	765.4	133.1	155°	637.4
1666.9	1625.9	1581.3	1544.9	1490.6	1425.9	1379.0	1309.1	1251.8	821.2	128.7	157.5°	650.0
1898.2	1849.1	1788.8	1758.3	1683.2	1632.6	1570.2	1495.0	1422.1	907.4	130.9	160°	660.3
2149.6	2096.8	2049.9	1991.9	1923.5	1866.9	1807.4	1727.8	1636.4	1071.1	139.8	162.5°	668.6
2415.1	2380.9	2336.3	2261.2	2224.0	2152.6	2076.7	1988.9	1922.7	1283.8	161.4	165°	678.6
2801.9	2764.7	2759.5	2685.9	2629.3	2564.6	2505.1	2432.2	2354.1	1661.7	212.0	167.5°	688.0
3396.9	3358.3	3314.4	3257.1	3190.2	3109.8	3036.2	2938.0	2851.0	2040.2	235.8	170°	695.4
3749.5	3678.1	3599.2	3512.2	3414.8	3315.1	3216.2	3090.5	2964.0	2063.3	212.7	172.5°	695.4
3719.7	3631.2	3530.8	3412.6	3309.9	3187.2	3080.8	2918.7	2803.4	1837.2	173.3	175°	694.6
3609.7	3488.4	3394.0	3285.4	3156.7	3046.6	2934.3	2774.4	2642.7	1684.7	158.4	177.5°	698.9
3327.8	3224.4	3093.5	2989.3	2894.1	2762.5	2656.9	2507.4	2416.6	1460.8	142.1	180°	700.0
2659.8	2517.0	2406.2	2325.1	2217.3	2098.3	2004.5	1878.8	1798.5	966.9	122.7		
1549.3	1513.6	1389.4	1319.5	1254.0	1157.4	1083.0	1022.7	917.1	468.6	108.6		
477.5	444.0	439.6	373.4	395.0	337.7	328.8	299.0	299.0	180.0	85.5		
152.5	149.5	143.6	135.4	132.4	132.4	128.7	127.9	122.0	96.7	64.0		
107.9	105.6	103.4	101.2	99.7	100.4	97.4	96.0	94.5	69.9	50.6		
74.4	72.1	67.7	67.7	66.2	65.5	66.2	63.2	62.5	49.1	42.4		
50.6	49.8	49.1	48.3	47.6	46.9	46.1	43.9	42.4	34.2	29.8		
33.5	28.3	27.5	23.8	23.1	22.3	20.8	22.3	24.5	24.5	19.3		
15.0	14.1	14.6	14.4	13.0	13.7	13.7	12.2	12.2	14.4	15.7		
6.0	6.0	6.0	6.0	6.0	6.0	6.0	6.0	6.0	6.0	6.0		
7.0	7.0	7.0	7.0	7.0	7.0	7.0	7.0	7.0	7.0	7.0		
8.3	8.2	8.1	8.0	8.0	8.0	8.0	8.0	8.0	8.0	9.0		
20.2	19.8	19.4	19.0	19.0	19.0	19.0	19.0	19.0	19.0	23.0		
39.9	39.6	39.3	39.0	38.8	38.6	38.4	38.2	38.0	39.0	42.0		
62.2	61.8	61.4	61.0	61.0	61.0	61.0	61.0	61.0	61.0	65.0		
87.9	87.6	87.3	87.0	86.8	86.6	86.4	86.2	86.0	87.0	90.0		

'226882  
 ISW-AF-800-LED-E1-SL3-7060-ULG

REPORT NUMBER: P226882  
 CATALOG NUMBER: ISW-AF-80

**TION (continued):**

**CANDELA DISTRIBUTION (con**

83°	84°	85°	86°	87°	88°	89°	90°	95°	105°		115°	125°
116.6	116.3	116.0	116.2	116.4	116.6	116.8	117.0	116.0	119.0	0°	1318.0	1318.0
147.4	147.2	147.0	147.0	147.0	147.0	147.0	147.0	147.0	149.0	2.5°	1274.9	1263.0
177.4	177.2	177.0	177.2	177.4	177.6	177.8	178.0	177.0	179.0	5°	1207.2	1180.4
208.4	208.2	208.0	208.2	208.4	208.6	208.8	209.0	208.0	210.0	7.5°	1115.7	1063.6
243.4	243.2	243.0	243.0	243.0	243.0	243.0	243.0	243.0	245.0	10°	1010.8	935.7
276.4	276.2	276.0	276.2	276.4	276.6	276.8	277.0	276.0	278.0	12.5°	902.2	806.3
310.0	310.0	310.0	310.0	310.0	310.0	310.0	310.0	310.0	310.0	15°	801.1	673.9
345.2	345.1	345.0	345.4	345.8	346.2	346.6	347.0	345.0	346.0	17.5°	694.7	537.8
379.4	379.2	379.0	379.2	379.4	379.6	379.8	380.0	379.0	381.0	20°	592.8	406.1
414.0	414.0	414.0	414.2	414.4	414.6	414.8	415.0	414.0	414.0	22.5°	477.5	284.9
449.4	449.7	450.0	450.2	450.4	450.6	450.8	451.0	450.0	447.0	25°	350.3	206.8
480.0	480.5	481.0	481.2	481.4	481.6	481.8	482.0	481.0	476.0	27.5°	249.9	165.1
508.0	508.5	509.0	509.4	509.8	510.2	510.6	511.0	509.0	504.0	30°	186.7	139.1
533.8	533.9	534.0	534.4	534.8	535.2	535.6	536.0	534.0	533.0	32.5°	149.5	120.5
558.6	558.3	558.0	558.4	558.8	559.2	559.6	560.0	558.0	561.0	35°	127.2	109.3
583.6	583.3	583.0	583.4	583.8	584.2	584.6	585.0	583.0	586.0	37.5°	113.8	101.9
605.4	605.7	606.0	606.8	607.6	608.4	609.2	610.0	606.0	603.0	40°	106.4	98.2
622.0	622.5	623.0	624.0	625.0	626.0	627.0	628.0	623.0	618.0	42.5°	101.9	94.5
637.6	637.8	638.0	638.6	639.2	639.8	640.4	641.0	638.0	636.0	45°	99.7	92.2
650.0	650.0	650.0	651.0	652.0	653.0	654.0	655.0	650.0	650.0	47.5°	98.2	89.3
660.2	660.1	660.0	661.2	662.4	663.6	664.8	666.0	660.0	661.0	50°	96.7	89.3
668.4	668.2	668.0	669.2	670.4	671.6	672.8	674.0	668.0	670.0	52.5°	97.4	90.7
678.4	678.2	678.0	678.8	679.6	680.4	681.2	682.0	678.0	680.0	55°	101.2	90.7
688.0	688.0	688.0	689.2	690.4	691.6	692.8	694.0	688.0	688.0	57.5°	107.1	90.7
695.6	695.8	696.0	697.0	698.0	699.0	700.0	701.0	696.0	694.0	60°	111.6	92.2
695.6	695.8	696.0	697.0	698.0	699.0	700.0	701.0	696.0	694.0	62.5°	113.1	95.2
694.4	694.2	694.0	695.0	696.0	697.0	698.0	699.0	694.0	696.0	65°	111.6	96.7
698.6	698.3	698.0	698.8	699.6	700.4	701.2	702.0	698.0	701.0	66°	110.1	96.7
700.0	700.0	700.0	700.0	700.0	700.0	700.0	700.0	700.0	700.0	67.5°	107.9	95.2
										70°	102.6	89.3
										72.5°	92.2	80.3
										75°	78.8	64.7
										77.5°	64.0	52.1
										80°	47.6	39.4
										82.5°	35.0	30.5
										85°	24.5	21.6
										87.5°	14.9	13.4
										90°	12.7	10.7
										92.5°	7.0	7.0
										95°	8.0	7.0
										97.5°	10.0	12.0
										100°	26.0	29.0
										102.5°	47.0	50.0
										105°	70.0	72.0
										107.5°	94.0	95.0



REPORT NUMBER: P226882

CATALOG NUMBER: ISW-AF-800-LED-E1-

00-LED-E1-SL3-7060-ULG

**tinued):**

135°	145°	155°	165°	175°	180°
1318.0	1318.0	1318.0	1318.0	1318.0	1318.0
1254.8	1254.0	1235.5	1231.7	1219.1	1225.8
1148.4	1135.8	1102.3	1095.6	1081.5	1077.8
1021.2	986.3	959.5	929.8	901.5	915.6
872.5	813.7	755.0	716.3	700.7	695.5
731.2	625.5	551.9	476.0	449.3	458.9
560.1	439.6	341.4	297.5	272.2	267.8
395.0	281.9	236.5	225.4	220.2	220.2
267.8	215.0	197.9	192.6	192.6	193.4
203.8	180.7	173.3	174.0	177.0	177.8
168.8	159.9	156.2	161.4	167.4	168.1
145.8	143.6	144.3	151.0	156.9	157.7
127.9	130.2	133.1	139.1	144.3	145.8
115.3	119.0	121.2	125.0	127.9	128.7
106.4	110.8	110.1	112.3	114.5	115.3
101.2	103.4	101.2	102.6	102.6	104.1
96.7	97.4	93.7	94.5	96.0	96.0
92.2	91.5	87.8	89.3	91.5	92.2
87.8	86.3	83.3	86.3	90.0	90.7
84.0	82.6	81.1	84.8	89.3	90.0
82.6	81.1	79.6	84.8	89.3	90.0
82.6	81.1	79.6	83.3	87.8	88.5
83.3	81.8	78.8	82.6	85.5	86.3
84.0	82.6	77.4	79.6	81.1	81.8
84.0	81.1	75.9	76.6	76.6	77.4
82.6	78.8	72.9	72.9	72.1	72.1
82.6	75.9	69.9	68.4	66.9	66.9
81.8	75.1	69.2	66.9	64.7	64.7
80.3	73.6	67.7	64.7	62.5	62.5
75.1	70.7	64.0	61.0	58.8	58.0
66.9	64.7	59.5	57.3	55.0	54.3
56.5	57.3	54.3	52.8	50.6	49.8
47.6	49.1	47.6	46.9	45.4	44.6
37.9	40.9	39.4	39.4	40.2	38.7
29.0	32.7	31.2	32.7	34.2	32.0
20.1	23.8	23.8	24.5	25.3	23.8
12.6	15.6	14.9	15.6	15.6	14.9
10.0	13.2	11.0	11.5	8.7	8.0
6.0	6.0	6.0	5.0	4.0	4.0
7.0	7.0	7.0	6.0	5.0	5.0
9.0	9.0	8.0	8.0	7.0	7.0
21.0	12.0	10.0	9.0	8.0	8.0
40.0	27.0	18.0	13.0	11.0	11.0
63.0	48.0	36.0	27.0	22.0	21.0
88.0	73.0	58.0	49.0	42.0	41.0

**CANDELA DISTRIBUTION (continued):**

	115°	125°	135°
110°	121.0	120.0	114.0
112.5°	150.0	148.0	143.0
115°	182.0	179.0	174.0
117.5°	215.0	211.0	205.0
120°	250.0	246.0	243.0
122.5°	283.0	279.0	277.0
125°	315.0	313.0	310.0
127.5°	346.0	345.0	340.0
130°	381.0	377.0	372.0
132.5°	416.0	411.0	405.0
135°	448.0	443.0	437.0
137.5°	475.0	473.0	468.0
140°	502.0	500.0	497.0
142.5°	533.0	527.0	525.0
145°	562.0	556.0	551.0
147.5°	585.0	580.0	575.0
150°	600.0	597.0	593.0
152.5°	614.0	611.0	610.0
155°	631.0	626.0	628.0
157.5°	648.0	644.0	645.0
160°	664.0	658.0	655.0
162.5°	671.0	667.0	663.0
165°	677.0	672.0	673.0
167.5°	684.0	678.0	685.0
170°	689.0	686.0	691.0
172.5°	692.0	689.0	690.0
175°	695.0	690.0	690.0
177.5°	699.0	694.0	695.0
180°	700.0	700.0	700.0



-SL3-7060-ULG

145°	155°	165°	175°	180°
102.0	87.0	74.0	68.0	66.0
134.0	121.0	106.0	99.0	99.0
168.0	159.0	147.0	139.0	140.0
202.0	197.0	189.0	184.0	184.0
237.0	233.0	226.0	223.0	225.0
271.0	267.0	261.0	260.0	263.0
305.0	299.0	296.0	294.0	298.0
339.0	333.0	329.0	329.0	330.0
370.0	366.0	362.0	361.0	363.0
404.0	401.0	393.0	394.0	396.0
435.0	432.0	426.0	426.0	429.0
464.0	460.0	459.0	457.0	460.0
491.0	489.0	487.0	485.0	488.0
521.0	518.0	517.0	515.0	518.0
550.0	547.0	544.0	546.0	550.0
574.0	574.0	571.0	572.0	575.0
593.0	593.0	593.0	592.0	595.0
610.0	609.0	608.0	608.0	611.0
630.0	627.0	625.0	625.0	629.0
646.0	644.0	643.0	643.0	646.0
655.0	656.0	659.0	660.0	663.0
661.0	665.0	669.0	669.0	673.0
673.0	676.0	676.0	678.0	681.0
688.0	686.0	684.0	687.0	690.0
693.0	692.0	692.0	695.0	698.0
690.0	693.0	695.0	697.0	699.0
691.0	695.0	697.0	698.0	700.0
697.0	699.0	700.0	705.0	707.0
700.0	700.0	700.0	700.0	700.0

(END OF REPORT)